


# OrbiPlate™ Installation Guide





Slotted base washer must sit fully inserted into the hole with the shoulder flush against the face of the steel.



Teeth on the serrated lock washer must be fully engaged with the corresponding teeth on the slotted base washer.

\* Only use genuine components that are supplied as part of the OrbiPlate system.



Final tightening must be undertaken with a torque wrench set at:

- 94 Nm for M16 OrbiPlate connected to FE16095GH
- 144 Nm for M20 OrbiPlate connected to TIM20x75GH
- 180 Nm for M20 OrbiPlate connected to FE20095GH

For further information, please contact Ramset™

NZ - PHONE: 1800 RAMSET (726738) [www.ramset.co.nz](http://www.ramset.co.nz) AU - PHONE: 1300 780 063 [www.ramset.com.au](http://www.ramset.com.au)